



## **Grade 1: Let's Learn About Cats and Dogs**

### ***In-Class Lesson Plan***

#### **Introduction**

Humane education examines the relationship between animals and humans, recognizing that we share many of the same physical and emotional needs. Concepts learned through humane education promote and encourage further development of important character and life-building skills including empathy, sensitivity, responsibility, respect, compassion and kindness to all living beings. Knowledge of humane education concepts also provide individuals with the capacity for responsible and humane decision making, ultimately making our communities stronger and kinder.

#### **Learning Objectives**

The purpose of this three-part lesson plan is to increase students' knowledge about the basic care requirements of cats and dogs. By the end of the lesson:

- Students will understand that cats and dogs rely on their owners to meet their needs.
- Students will be introduced to the specific needs of both cats and dogs.

#### **Curriculum Link**

All OHS humane education topics are available by grade level and are linked directly with the Ontario Curriculum. The *Let's Learn About Cats & Dogs* lesson aligns with the **Science and Technology: Understanding Life Systems: Needs and Characteristics of Living Things** component of the Grade 1 curriculum. According to the overall expectations identified in the curriculum, by the end of Grade 1, students should be able to:

- Demonstrate an understanding of the basic needs and characteristics of plants and animals, including humans.

## Lesson Plan Summary

### **Day One: *Let's Learn About Cats and Dogs* Lesson (Appendix 1)**

- Begin teaching the lesson by facilitating the *Let's Learn About Cats and Dogs* presentation. Teachers can book an OHS humane educator to facilitate the presentation at <https://ottawahumane.ca/youth-programs/teacher-resources/classroom-presentations/>.
- The presentation script and printable visuals are also available for distribution if teachers would like to facilitate the presentation independently. We update our content regularly to ensure that it is always relevant and accurate. To ensure teachers have access to the updated content, the script is available electronically, by emailing [humaneeducation@ottawahumane.ca](mailto:humaneeducation@ottawahumane.ca).
- Leave time for a question and answer period at the end of the lesson. Students love to share their own stories about pets and animals – if time permits, allow them to share stories and help them draw conclusions about these experiences that relate to the lesson.

### **Day Two: *Cats, Dogs and People Venn Diagram* Activity (Appendix 2)**

- Follow the instructions on the *Cats, Dogs and People Venn Diagram* instruction sheet.
- Students will be challenged to think about the unique needs of cats, dogs and people.
- Students will discuss the similarities and differences about what we need to be happy and healthy.

### **Day Three: *What Do I Need?* Exercise (Appendix 3)**

- Follow the instructions on the *What Do I Need?* instruction sheet.
- Using their creative drawing skills, students will be challenged to think about three important things that a cat or a dog needs from his/her owner to be happy and healthy.

## **Appendix 1: *Let's Learn About Cats and Dogs* Lesson**

### **Introduction**

This presentation is 30-40 minutes in length and links directly to the Grade 1 curriculum within the subject of **Science and Technology; Understanding Life Systems: Needs and Characteristics of Living Things**. Students will learn about the basic care requirements of pet cats and dogs. The presentation explores the following topics:

- *An introduction to the OHS;*
- *What a dog needs from their owner to be happy and healthy;*
- *What a cat needs from their owner to be happy and healthy.*

**REMINDER**– Teachers can book an OHS humane educator to facilitate the presentation at <https://ottawahumane.ca/youth-programs/teacher-resources/classroom-presentations/>. Alternatively, the script is available electronically by emailing [humaneeducation@ottawahumane.ca](mailto:humaneeducation@ottawahumane.ca).

## Appendix 2: Cats, Dogs and People Venn Diagram Activity

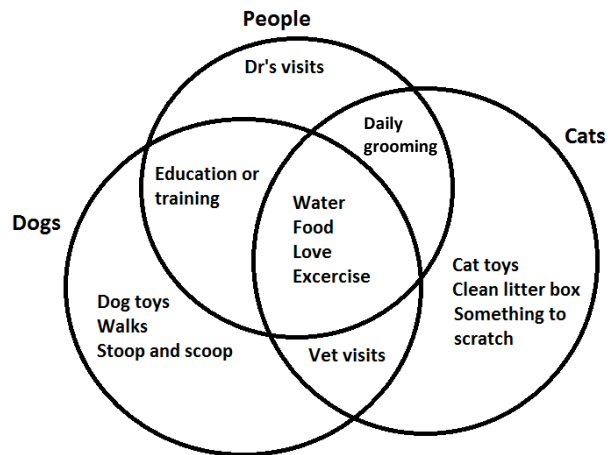
### Overview

Students will work as a class to list the things that cats, dogs and people need to live happy and healthy lives, by creating a Venn diagram.

<b>Objective</b>	Students will examine the similarities and differences between the needs of cats, dogs and people.
<b>Time Needed</b>	20 minutes
<b>Materials Needed</b>	<ul style="list-style-type: none"><li>• Large white board or black board that the students can all see.</li></ul>

### Procedure

1. On the white board or black board, draw a Venn Diagram with three overlapping circles (see example below).
2. Label the three circles, "cats," "dogs" and "people."
3. By raising their hands, ask students to provide examples of what a cats, dogs and/or people need to be happy and healthy.
4. Write their suggestions in the appropriate spot on the Venn Diagram.



5. Once the Venn Diagram is populated with answers, discuss with the class how some items fit for one, two or all of the circles.
  - Remind students that domestic pets have similar needs to people in many ways, and that we all need certain things to ensure that we are happy and healthy.

## Appendix 3: *What Do I Need?* Exercise

### Overview

Students will complete the *What Do I Need?* worksheet, which will help reinforce concepts learned in the *Let's Learn About Cats & Dogs* presentation.

<b>Objective</b>	Students will recall and depict three specific care needs of either a cat or a dog.
<b>Time Needed</b>	20 minutes
<b>Materials Needed</b>	<ul style="list-style-type: none"><li>• Printed copies of the <i>What Do I Need?</i> worksheet</li><li>• Pencils</li><li>• Colouring supplies</li></ul>

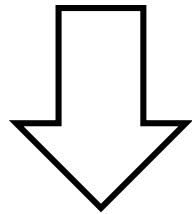
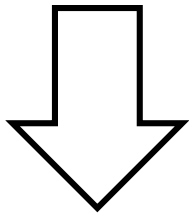
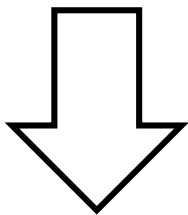
### Procedure

1. Print copies of the *What Do I Need?* worksheet and distribute one to each student.
2. Instruct students to draw a picture of either a cat or a dog in the first open box.
3. Instruct students to think of three examples of things that a pet owner must provide for the animal chose to draw.
  - a. If required, you can prompt the students with some examples that you learned about in the *Let's Learn About Cats & Dogs* presentation (e.g. exercise, food, love, toys etc.).
4. Encourage the students to draw and colour a picture of each of the three things in the three open boxes provided.
5. Ask the students to share their drawings with the class.



# What Do I Need?

Draw a cat or a dog in the box.

A large, empty rounded rectangular box with a black outline, intended for drawing a cat or a dog.A rounded rectangular box with a black outline, intended for drawing one of the three things a pet needs from its owner.A rounded rectangular box with a black outline, intended for drawing one of the three things a pet needs from its owner.A rounded rectangular box with a black outline, intended for drawing one of the three things a pet needs from its owner.

Draw three things that this pet needs from his/her owner.